

N° 4

100% practical

THE ART OF  
PAINTING

30  
ARTISTS  
teach you  
their technical  
secrets




# Animal

*The definitive guide*

# Painting

DRAWING • WATERCOLOUR • OIL • PASTEL



THE BASICS EXPLAINED

- Making eyes expressive
- Feathers and furs that look more real than life
- Anatomy: the right proportions

500  
TIPS AND  
HINTS

ALL YOU NEED  
TO KNOW ABOUT

- ✓ Observing nature
- ✓ Mastering drawing
- ✓ Choosing the right colours


40 STEP BY STEP DEMOS TO HELP YOU PROGRESS

ISBN 978-1-916023-44-4



FRANCE, ANDORRA: 12,50 EUR - BEL/LUX: 12,90 EUR - SP/IT/GR/NL/CONT. PORT: 13,50 EUR - GER: 14 EUR - USA: 21,99 USD - UK: 12 GBP - CAN: 20 CAD





**PORTFOLIO 6**

THE GREAT MASTERS OF ANIMAL AND WILDLIFE ART

- Terry Donahue, Eric Wilson, Daniel Smith, Carl Brenders



**MONOCHROME TO COLOUR 14**

ENCOUNTERS

**Wim Verhelst**

- Sleeping cat 16
- Pottok in the wild 18
- Snow panther 20

IN PRACTICE

**Wim Verhelst**

- Grey squirrel in white pencil 22
- Red squirrel 24
- A lifelike robin red-breast 26

**Bonnot**

- A chimpanzee in the trees 28

**Anne-Marie Lacaze**

- At the sign of the lion 30

**FEATURE ARTICLES 32**

ENCOUNTERS

**Anne-Marie Lacaze**

- A season in Africa 34

**Lionel Asselineau**

- The call of the wild 38

**David Hervelin**

- Pastels and saddles 42
- Drawing a horse's head 46

**Patrick Germond**

- Animal passions 48
- Three different textures in the same colours 53

**Paul Margocsy**

- In the studio with... 54

**Catherine Musnier**

- The colours of naive art 58

SPECIAL REPORT

- Transcending animal beauty 62





**TECHNIQUE 74**

IN PRACTICE

- Animal passions 76
- Animals up close 82
- Portrait of a dog 88
- Getting the eyes right 90
- Portrait of a cat 92
- Fur, eyes... The best advice 94
- Drawing birds 96
- Using a limited palette 98
- Bringing your painting to life 100
- Creating movement 102
- Volume and texture 104
- Getting a handle on colour 106
- Animal landscapes 108
- Combining realism and emotion 110
- Ascending colours 114
- A peacock full of contrast 116



**40 DEMOS step-by-step**



**ANIMAL SCULPTURE 118**

ENCOUNTERS

**Jenny Jacottet**

- The flexibility and lightness of metal 120

**Christian Couaillier**

- The alchemy of clay and bronze 126

**Heather Jansch**

- Of wood and metal 132

PRACTICAL GUIDES

- Plaster moulding part 1: elastomer moulds 138
- Plaster moulding part 2: casting a reproduction 140
- A large-scale sculpture using the direct carving technique 142



TERRY DONAHUE

# Emotion at the tips of his fingers

TERRY DONAHUE DEMONSTRATES HIS PROFOUND RESPECT FOR WILDLIFE IN HIS HIGHLY EXPRESSIVE PAINTINGS. HIS DYNAMIC COMPOSITIONS MAINTAIN THEIR DISTANCE FROM A MORE TYPICAL HYPERREALIST APPROACH AND CLEARLY DISPLAY HIS LOVE FOR HIS SUBJECTS.



Terry Donahue was born in 1956 in Duluth, Minnesota. At a very early age he became profoundly aware of the emotions that nature could inspire in him and still remembers the bears and moose that visited the garden of his youth. Today, the deep respect and fascination for wild animals that those experiences brought him is still intact. His first and greatest influence was his brother - also an artist - who quickly recognised the talent of his precocious younger sibling. Terry Donahue began to paint with oils on canvas and went on to study fine arts at the University of Nebraska in Omaha. After a successful career as an illustrator, he decided to return to his first love: painting. It was in pastels that he discovered the ideal medium for conveying his emotions.

Stalwart.  
Pastel, 39.5 x 46 cm.

## From realism to expressionism

His complete mastery of the medium allows him to reproduce realistic textures and a dynamic feel for movement and space. He uses strong tones that often contrast powerfully with the white of the canvas or the abstract background. As the artist himself says: *"I chose to work in pastels thirteen years ago as a way to get away from my hyperrealist style. At the time I was painting portraits in oils. Like many other artists, I wanted to see just how much realism and detail I could get into my paintings and drawings. When I finally achieved my objective, I realised that I needed to be a lot more expressive, more of a 'painter', or to put it another way, I needed to work on my artistic identity. I needed to change and to set myself a challenge; pastel turned out to be the technique I was looking for. It is perfectly suited to a looser style and it lets me add life and movement to the image".* ■

Polar Winds.  
Pastel, 32.5 x 52 cm.



"I needed to change and to set myself a challenge; pastel turned out to be the technique I was looking for. It is perfectly suited to a looser style and it lets me add life and movement to the image."



Col. Dan.  
Pastel, 46 x 70 cm.

## PORTRAIT

Terry Donahue lives in Omaha in Nebraska. His works can be seen at the Heller Art Images Gallery in Omaha; at the Buffalo Trail Gallery in Jackson Hole, Wyoming; at the Pinnell Gallery in Fallbrook, California; at the 't Kunsthuis van het Oosten Gallery in Enschede (Netherlands); at the Ambleside Gallery in Greensboro, North Carolina; at Cody Fine Art, in Cody, Wyoming; and at the Sporting Gallery in Middleburg, Virginia. His work has been written about in various art magazines such as *Wildlife Art* and the *Pastel Journal* and has been exhibited at major animal art shows across North America and Europe.



Malika.  
Pastel, 46 x 70 cm.





You will find everything you need to create great animal paintings in this fourth edition of *The Art of Painting*. Do you prefer the intimacy of pet portraits? Or the fury of buffalo herds stampeding across the Serengeti? Are you drawn to the minute details of a robin's plumage rendered in pastel or inspired by the naive art of Henri Rousseau? Whatever your style or your preferred medium, you will certainly find everything you need to continue your artistic progress in this issue of *The Art of Painting*!

## DISCOVER

**A portfolio** of works by the greatest international animal art masters that's sure to get your creative juices flowing.



## PRACTICE

**40 step-by-step demos** covering every medium: watercolour, oil, pastel, acrylic, drawing and sculpture.




## OBSERVE

**More than 500 informative technical images** to help you get into the heart of the subject and perfect your technique.



## IMPROVE

**More than 200 practical and useful tips** to help you improve your technique.



## BE INSPIRED

**Feature articles:** enter into the studios of some of the most renowned animal artists and discover how they work.



## INTERVIEWS

**Some of the great artists of today:** invite you in their studios, and reveal the secrets of their techniques.



**THANKS TO THE ART OF PAINTING, ANIMAL PAINTING WILL HOLD NO MORE SECRETS FOR YOU!**